






Tiffany204



491 WORTMAN AVENUE
SPRING CREEK, NY 11208
T 718.257.2800
F 718.257.2144
INFO@WATERMARK-DESIGNS.COM
WWW.WATERMARK-DESIGNS.COM

WATERMARK
DESIGNS

Tiffany204

	MODEL NO.	DESCRIPTION	NOTES
Bath Lavatory Fittings			
	204-2-F	widespread	spt ctc 5 1/2", oa 7", ht 5"
	204-2-HH	widespread	spt ctc 5 1/2", oa 7", ht 5"
	204-2-I	widespread	spt ctc 5 1/2", oa 7", ht 5"
	204-2-U1	widespread	spt ctc 5 1/2", oa 7", ht 5"
	204-2-U3	widespread	spt ctc 5 1/2", oa 7", ht 5"
	204-2-U4	widespread	spt ctc 5 1/2", oa 7", ht 5"
	204-2-U5	widespread	spt ctc 5 1/2", oa 7", ht 5"

Optional
Handle
Trim
Key

Houston

CODE F



Phoenix

CODE HH



Detroit

CODE I



Noble

CODE U1








Diamond

CODE U3



cut crystal

	MODEL NO.	DESCRIPTION	NOTES
	204-2-U6	widespread	spt ctc 5 1/2", oa 7", ht 5"
	204-2-U7	widespread	spt ctc 5 1/2", oa 7", ht 5"
	204-2.15-__	widespread	spt ctc 5", oa 6 1/2", ht 3 1/2"
	204-1.2-__	single handle - wall mounted	standard spt ctc 8 7/8" also available in 5 1/2" and 11". add \$40 to list. please specify. Choose from U3, U5, or U7 lever handles
	SS-SHV1.2	valve only for above	
	204-1.2TO-__	trim only for above	
	204-1.3-__	single handle - deck mounted	spt ctc 5 1/2", oa 7", ht 5" Choose from U3, U5, or U7 lever handles

Ribbon

CODE U4



Emporium

CODE U5



Provincial

CODE U6



Regal







CODE U7

porcelain lever



491 WORTMAN AVENUE
SPRING CREEK, NY 11208
T 718.257.2800
F 718.257.2144
INFO@WATERMARK-DESIGNS.COM
WWW.WATERMARK-DESIGNS.COM








WATERMARK
DESIGNS







	MODEL NO.	DESCRIPTION	NOTES
	204-2.2-__	widespread - wall mounted	standard spt ctc 8 7/8" also available in 5 1/2" and 11". add \$40 to list. please specify.
	SS-THV2.2	valve only for above	
	204-2.2TO-__	trim only for above	
	SS-EXT60	extension kit for above	
Tub & Shower Fittings			
	204-3-__	3 valve tub/ shower system	
	SS-503	valve only for above	3-valve rough
	SS-PB50	remote pressure balancing mixing valve	use in conjunction with SS-503 valve
	204-3TO-__	trim only for above	
	SS-EXT70	extension kit for above	
	204-3.2-__	single handle pressure balancing valve system	
	SS-PB20	valve only for above	1/2" t/s pressure balanced valve
	204-3.2TO-__	trim only for above	
	SS-EXT30	extension kit for above	
	204-3.2TMP-__	single handle pressure balancing valve system	
	SS-PB80	valve only for above	1/2" t/s tempress pressure balanced valve w/ integral stops
	204-3.2TMPTO-__	trim only for above	
	SS-EXT85	extension kit for above	
	204-3.4-__	thermostatic valve with built in control system	
	SS-THK5000	valve only for above	includes: SS-TH4000 and SS-TS100
	204-3.4TO-__	trim only for above	
	SS-EXT90	extension kit for above	
Wall Mounted Tub Sets			
	204-5-__	2 valve tub set	
	SS-506	valve only for above	2-valve rough
	204-5TO-__	trim only for above	
	SS-EXT60	extension kit for above	

	MODEL NO.	DESCRIPTION	NOTES
Shower Sets			
	204-6-___	2 valve shower set	
	SS-506	valve only for above	2-valve rough
	SS-PB50	remote pressure balancing mixing valve	used in conjunction with SS-506 valve
	204-6TO-___	trim only for above	
	SS-EXT60	extension kit for above	
	204-6.2-___	single handle pressure balancing valve system	
	SS-PB10	valve only for above	1/2" pressure balanced valve
	204-6.2TO-___	trim only for above	
	SS-EXT30	extension kit for above	
	204-6.2TMP-___	single handle pressure balancing valve system	
	SS-PB70	valve only for above	1/2" tempress pressure balanced valve w/ integral stops
	204-6.2TMPTO-___	trim only for above	
	SS-EXT80	extension kit for above	
	204-6.4-___	thermostatic valve with built in control system	
	SS-TH4000	valve only for above	3/4" thermostatic valve w/ control and integral stops
	204-6.4TO-___	trim only for above	
	SS-EXT50	extension kit for above	
Shower Trimmings			
	204-THRMKT10-___	trim kit for thermostatic valve	must order wall stops separately
	SS-TH3000	valve only for above	3/4" thermostatic valve w/ integral stops
	SS-EXT40	extension kit for above	
	204-THRMKT20-___	trim kit for thermostatic valve with built in control	please specify 2 handles, may not be two lever handles
	SS-TH4000	valve only for above	3/4" thermostatic valve w/ control and integral stops
	SS-EXT50	extension kit for above	


491 WORTMAN AVENUE
 SPRING CREEK, NY 11208
 T 718.257.2800
 F 718.257.2144
 INFO@WATERMARK-DESIGNS.COM
 WWW.WATERMARK-DESIGNS.COM



Tiffany204

	MODEL NO.	DESCRIPTION	NOTES
	204-WTR-____	wall valve trim kit	
	SS-TS100	3/4" wall (tile) stop	
	SS-EXT10	extension kit for above	
	SS-TS200	1/2" wall (tile) stop	
	SS-WD4	3/4" wall 4 port diverter - 2 way	
	SS-WD5	3/4" wall 5 port diverter - 3 way	
	SS-EXT20	extension kit for above	
	SH-503	shower head	
	SS-503AF	shower arm/ flange	
	SH-S525-B	handshower	
	PB-6524-204-____	positioning (slide) bar	
	HSS-KIT267-204-____	positioning (slide) bar kit	includes: PB-6524-204, SH-S525-B, DS-4079, SW-8013, ELB-6001
	TBSPT-204	wall mount tub spout	spt oa 6 1/4"

	MODEL NO.	DESCRIPTION	NOTES
Deck Mounted Tub Sets			
	204-8-___	roman tub set	spt ctc 10", oa 12", ht 6 1/4" quick connect spt
	204-8.1-___	roman tub set with diverter and hand-shower	
	204-8.4-___	single lever tub set	Choose from U1, U5, or U7 lever handles
	204-8.5-___	single lever tub set with diverter and hand held shower	
Bidet Fittings			
	204-4-___	4 hole bidet	
	204-4.1-___	single hole bidet	

491 WORTMAN AVENUE
 SPRING CREEK, NY 11208
 T 718.257.2800
 F 718.257.2144
 INFO@WATERMARK-DESIGNS.COM
 WWW.WATERMARK-DESIGNS.COM

	MODEL NO.	DESCRIPTION	NOTES
Kitchen Fittings			
	50-7-U6	see kitchen fittings section, page 235	
Bath Accessories			
	310-0.5	see bath accessories section, page 245	
Lighting Fixtures			
	L100-1	see lighting fixtures section, page 291	
Grab Bars			
	GB01-TRAN1	see grab bars section, page 295	
Knobs/ Pulls			
	KB-2062	see knobs/ pulls section, page 299	
Plumbing Trim - see plumbing trim section, page 303, for kits and additional items			
	204-0.11F-__	tank lever - front mount	
	204-0.11S-__	tank lever - side mount	

	MODEL NO.	DESCRIPTION	NOTES
	MASWTR1-204-___	1/2" compression x 3/8" od compression - angle stop	
	MASWTR2-204-___	1/2" ips x 3/8" od compression - angle stop	
	MASWTR3-204-___	1/2" ips x 1/2" od compression - angle stop	
	MSSWTR6-204-___	1/2" compression x 3/8" od compression - straight stop	
	MSSWTR7-204-___	1/2" ips x 3/8" od compression - straight stop	
	MSSWTR8-204-___	1/2" ips x 1/2" od compression - straight stop	

491 WORTMAN AVENUE
 SPRING CREEK, NY 11208
 T 718.257.2800
 F 718.257.2144
 INFO@WATERMARK-DESIGNS.COM
 WWW.WATERMARK-DESIGNS.COM