






# Prestige203



491 WORTMAN AVENUE  
SPRING CREEK, NY 11208  
T 718.257.2800  
F 718.257.2144  
INFO@WATERMARK-DESIGNS.COM  
WWW.WATERMARK-DESIGNS.COM

**WATERMARK**  
DESIGNS

# Prestige203

	MODEL NO.	description	NOTES
<b>Bath Lavatory Fittings</b>			
	203-2-T1	widespread	spt ctc 5 1/4", oa 6 1/2", ht 6 1/2"
	203-2-T4	widespread	spt ctc 5 1/4", oa 6 1/2", ht 6 1/2"
	203-2.2-___	widespread - wall mounted	spt ctc 8"
	SS-THV2.2	valve only for above	
	203-2.2TO-___	trim only for above	
	SS-EXT60	extension kit for above	
<b>Tub &amp; Shower Fittings</b>			
	203-3-___	3 valve tub/ shower system	
	SS-503	valve only for above	3-valve rough
	SS-PB50	remote pressure balancing mixing valve	used in conjunction with SS-503 valve
	203-3TO-___	trim only for above	
	SS-EXT70	extension kit for above	
	203-3.2-___	single handle pressure balancing valve system	
	SS-PB20	valve only for above	1/2" t/s pressure balanced valve
	203-3.2TO-___	trim only for above	
	SS-EXT30	extension kit for above	

Optional  
Handle  
Trim  
Key

Valentin  
CODE T1



Louvre  
CODE T4









	MODEL NO.	description	NOTES
	203-3.2TMP-___	single handle pressure balancing valve system	
	SS-PB80	valve only for above	
	203-3.2TMPTO-___	trim only for above	1/2" t/s tempess pressure balanced valve w/ integral stops
	SS-EXT85	extension kit for above	
	203-3.4-___	thermostatic valve with built in control system	
	SS-THK5000	valve only for above	includes: SS-TH4000 and SS-TS100
	203-3.4TO-___	trim only for above	
	SS-EXT90	extension kit for above	
<b>Wall Mounted Tub Sets</b>			
	203-5-___	2 valve tub set	
	SS-506	valve only for above	2-valve rough
	203-5TO-___	trim only for above	
	SS-EXT60	extension kit for above	
<b>Shower Sets</b>			
	203-6-___	2 valve shower set	
	SS-506	valve only for above	2-valve rough
	SS-PB50	remote pressure balancing mixing valve	used in conjunction w/ SS-506 valve
	203-6TO-___	trim only for above	
	SS-EXT60	extension kit for above	
	203-6.2-___	single handle pressure balancing valve system	
	SS-PB10	valve only for above	1/2" pressure balanced valve
	203-6.2TO-___	trim only for above	
	SS-EXT30	extension kit for above	
	203-6.2TMP-___	single handle pressure balancing valve system	
	SS-PB70	valve only for above	1/2" tempess pressure balanced valve w/ integral stops
	203-6.2TMPTO-___	trim only for above	
	SS-EXT80	extension kit for above	

491 WORTMAN AVENUE  
 SPRING CREEK, NY 11208  
 T 718.257.2800  
 F 718.257.2144  
 INFO@WATERMARK-DESIGNS.COM  
 WWW.WATERMARK-DESIGNS.COM





# Prestige203

	MODEL NO.	description	NOTES
	203-6.4-__	thermostatic valve with built in control system	
	SS-TH4000	valve only for above	3/4" thermostatic valve w/ control and integral stops
	203-6.4TO-__	trim only for above	
	SS-EXT50	extension kit for above	
<b>Shower Trimmings</b>			
	203-THRMKT10-__	trim kit only for thermostatic valve	Must order wall stops separately
	SS-TH3000	valve only for above	3/4" thermostatic valve w/ integral stops
	SS-EXT40	extension kit for above	
	203-THRMKT20-__	trim kit only for thermostatic valve with built in control	
	SS-TH4000	valve only for above	3/4" thermostatic valve w/ control and integral stops
	SS-EXT50	extension kit for above	
	203-WTR-__	wall valve trim kit	
	SS-TS100	3/4" wall (tile) stop	
	SS-EXT10	extension kit for above	
	SS-TS200	1/2" wall (tile) stop	
	SS-WD4	3/4" wall 4 port diverter - 2 way	
	SS-WD5	3/4" wall 5 port diverter - 3 way	
	SS-EXT20	extension kit for above	
	SH-503	shower head	
	SS-403SQAF	shower arm/ flange	
	SH-S625	handshower	

	MODEL NO.	description	NOTES
	PB-6524-203-___	positioning (slide) bar	
	HSS-KIT267-203-___	positioning (slide) bar kit	includes: PB-6524-203, SH-S625, DS-4079, SW-8013, ELB-8001
	TBSPT-203	wall mount tub spout	spt oa 9"
<b>Deck Mounted Tub Sets</b>			
	203-8-___	roman tub set	spt ctc 6 1/2", oa 8 1/2", ht 8" quick connect spt
	203-8.1-___	roman tub set with diverter and handshower	
<b>Bidet Fittings</b>			
	203-4-___	4 hole bidet	

491 WORTMAN AVENUE  
 SPRING CREEK, NY 11208  
 T 718.257.2800  
 F 718.257.2144  
 INFO@WATERMARK-DESIGNS.COM  
 WWW.WATERMARK-DESIGNS.COM

# Prestige203

	MODEL NO.	description	NOTES
<b>Kitchen Fittings</b>			
	24-7-T4-__	see kitchen fittings section, page 235	
<b>Bath Accessories</b>			
	203-0.5	see bath accessories section, page 245	
<b>Lighting Fixtures</b>			
	L104-1	see lighting fixtures section, page 291	
<b>Grab Bars</b>			
	GB01-BOST1	see grab bars section, page 295	