







Kensington319



491 WORTMAN AVENUE
SPRING CREEK, NY 11208
T 718.257.2800
F 718.257.2144
INFO@WATERMARK-DESIGNS.COM
WWW.WATERMARK-DESIGNS.COM

WATERMARK
DESIGNS

Kensington319

	MODEL NO.	DESCRIPTION	NOTES
Bath Lavatory Fittings			
	319-2-N2	widespread	spt ctc 5", oa 6", ht 5 1/2"
	319-2-W	widespread	spt ctc 5", oa 6", ht 5 1/2"
	319-2-XN	widespread	spt ctc 5", oa 6", ht 5 1/2"
	319-2.2-___	widespread - wall mounted	standard spt ctc 8 7/8", also available in 5 1/2" and 11", add \$40 to list. please specify
	SS-THV2.2	valve only for above	
	319-2.2TO-___	trim only for above	
	SS-EXT60	extension kit for above	
Tub & Shower Fittings			
	319-3-___	3 valve tub/ shower system	
	SS-503	valve only for above	3-valve rough
	SS-PB50	remote pressure balancing mixing valve	used in conjunction with SS-503 valve
	319-3TO-___	trim only for above	
	SS-EXT70	extension kit for above	
	319-3.2-___	single handle pressure balancing valve system	
	SS-PB20	valve only for above	1/2" t/s pressure balanced valve
	319-3.2TO-___	trim only for above	
	SS-EXT30	extension kit for above	

Optional
Handle
Trim
Key

Hudson
CODE N2



Seine

CODE N3



Mississippi

CODE N4



Thames



CODE N5




Tigirs

CODE W





	MODEL NO.	DESCRIPTION	NOTES
	319-3.2TMP-___	single handle pressure balancing valve system	
	SS-PB80	valve only for above	1/2" t/s tempess pressure balanced valve w/ integral stops
	319-3.2TMPTO-___	trim only for above	
	SS-EXT85	extension kit for above	
	319-3.4-___	thermostatic valve with built in control system	
	SS-THK5000	valve only for above	includes: SS-TH4000 and SS-TS100
	319-3.4TO-___	trim only for above	
	SS-EXT90	extension kit for above	

Wall Mounted Tub Sets

	319-5-___	2 valve tub set	
	SS-506	valve only for above	2-valve rough
	319-5TO-___	trim only for above	
	SS-EXT60	extension kit for above	

Shower Sets

	319-6-___	2 valve shower set	
	SS-506	valve only for above	2-valve rough
	SS-PB50	remote pressure balancing mixing valve	used in conjunction w/ SS-506 valve
	319-6TO-___	trim only for above	
	SS-EXT60	extension kit for above	
	319-6.2-___	single handle pressure balancing valve system	
	SS-PB10	valve only for above	1/2" pressure balanced valve
	319-6.2TO-___	trim only for above	
	SS-EXT30	extension kit for above	

Yangtze

CODE XJ

clear crystal



Mackenzoe

CODE XM



Rhine

CODE XO



Amazon

CODE XK

frosted crystal



Volga

CODE XN



Nile

CODE XQ









491 WORTMAN AVENUE
 SPRING CREEK, NY 11208
 T 718.257.2800
 F 718.257.2144
 INFO@WATERMARK-DESIGNS.COM
 WWW.WATERMARK-DESIGNS.COM

WATERMARK
DESIGNS






Kensington319

	MODEL NO.	DESCRIPTION	NOTES
	319-6.2TMP-___	single handle pressure balancing valve system	
	SS-PB70	valve only for above	1/2" tempess pressure balanced valve w/ integral stops
	319-6.2TMPTO-___	trim only for above	
	SS-EXT80	extension kit for above	
	319-6.4-___	thermostatic valve with built in control system	
	SS-TH4000	valve only for above	3/4" thermostatic valve w/ control and integral stops
	319-6.4TO-___	trim only for above	
	SS-EXT50	extension kit for above	
Shower Trimmings			
	319-THRMKT10-___	trim kit only for thermostatic valve	must order wall stops separately
	SS-TH3000	valve only for above	3/4" thermostatic valve w/ integral stops
	SS-EXT40	extension kit for above	
	319-THRMKT20-___	trim kit only for thermostatic valve with built in control	please specify 2 handles, may not be two lever handles
	SS-TH4000	valve only for above	3/4" thermostatic valve w/ control and integral stops
	SS-EXT50	extension kit for above	
	319-WTR-___	wall valve trim kit	
	SS-TS100	3/4" wall (tile) stop	
	SS-EXT10	extension kit for above	
	SS-TS200	1/2" wall (tile) stop	
	SS-WD4	3/4" wall 4 port diverter - 2 way	
	SS-WD5	3/4" wall 5 port diverter - 3 way	
	SS-EXT20	extension kit for above	
	SH-403	shower head	
	SS-403AF	shower arm/ flange	

	MODEL NO.	DESCRIPTION	NOTES
	SH-S1000-A-2	handshower	
	SH-S1000-B-2	handshower	
	SH-S1000-C-2	handshower	
	PB-6524-319-__	positioning (slide) bar	
	HSS-KIT267-319-__	positioning (slide) bar kit	includes: PB-6524-319, SH-S1000-__-2, DS-4079, SW-8013, ELB-6001 please specify handshower
	TBSPT-319	wall mount tub spout	spt oa 7 3/4" 3/4" ips male inlet

491 WORTMAN AVENUE
 SPRING CREEK, NY 11208
 T 718.257.2800
 F 718.257.2144
 INFO@WATERMARK-DESIGNS.COM
 WWW.WATERMARK-DESIGNS.COM




Kensington319

	MODEL NO.	DESCRIPTION	NOTES
Deck Mounted Tub Sets			
	319-8-___	roman tub set	spt ctc 8 1/2", oa 9 1/4", ht 7"
	319-8.1-___	roman tub set with diverter and hand-shower	
Bidet Fittings			
	319-4-___	4 hole bidet	
	319-4.1-___	single hole bidet	
Kitchen Fittings			
	50-7-W	see kitchen fittings section, page 235	

	MODEL NO.	DESCRIPTION	NOTES
Bath Accessories			
	316-05-___	see bath accessories section, page 245	
Lighting Fixtures			
	L100-1	see lighting fixtures section, page 291	
	L103-1	see lighting fixtures section, page 291	
Grab Bars			
	GB01-LOFT1	see grab bars section, page 295	
	GB01-TRAN1	see grab bars section, page 295	
Knobs/ Pulls			
	KB-502	see knobs/ pulls section, page 299	

491 WORTMAN AVENUE
 SPRING CREEK, NY 11208
 T 718.257.2800
 F 718.257.2144
 INFO@WATERMARK-DESIGNS.COM
 WWW.WATERMARK-DESIGNS.COM

Kensington319

	MODEL NO.	DESCRIPTION	NOTES
Plumbing Trim - see plumbing trim section, page 303, for kits and additional items			
	319-0.11F-__	tank lever - front mount	
	319-0.11S-__	tank lever - side mount	
	MASWTR1-319-__	1/2" compression x 3/8" od compression - angle stop	
	MASWTR2-319-__	1/2" ips x 3/8" od compression angle stop	
	MASWTR3-319-__	1/2" ips x 1/2" od compression angle stop	
	MSSWTR6-319-__	1/2" compression x 3/8" od compression - straight stop	
	MSSWTR7-319-__	1/2" ips x 3/8" od compression straight stop	
	MSSWTR8-319-__	1/2" ips x 1/2" od compression straight stop	