







Gramercy312



491 WORTMAN AVENUE
SPRING CREEK, NY 11208
T 718.257.2800
F 718.257.2144
INFO@WATERMARK-DESIGNS.COM
WWW.WATERMARK-DESIGNS.COM

WATERMARK
DESIGNS

Gramercy312

	MODEL NO.	DESCRIPTION	NOTES
Bath Lavatory Fittings			
	312-2-V	widespread	spt ctc 5 3/4", oa 7 1/4", ht 3 3/8"
	312-2-X	widespread	spt ctc 5 3/4", oa 7 1/4", ht 3 3/8"
	312-2-Y	widespread	spt ctc 5 3/4", oa 7 1/4", ht 3 3/8"
	312-2-Y2	widespread	spt ctc 5 3/4", oa 7 1/4", ht 3 3/8"
	312-2-Z	widespread	spt ctc 5 3/4", oa 7 1/4", ht 3 3/8"
	312-1.7-__	centerset	see inside front cover for optional handle trims; spt ctc 4 3/4"; fits 4" centers

Optional Handle Trim Key

Wales
CODE V



Oxford
CODE X



Lyons
CODE Y



Williams
CODE Y2



	MODEL NO.	DESCRIPTION	NOTES
	312-1.2-___	single handle - wall mounted	standard spt ctc 8 7/8", also available in 5 1/2" and 11" add \$40 to list. please specify
	SS-SHV1.2	valve only for above	
	312-1.2TO-___	trim only for above	
	312-2.2-___	widespread - wall mounted	standard spt ctc 8 7/8", also available in 5 1/2" and 11" add \$40 to list. please specify
	SS-THV2.2	valve only for above	
	312-2.2TO-___	trim only for above	
	SS-EXT60	extension kit for above	
Tub & Shower Fittings			
	312-3-___	3 valve tub/ shower system	
	SS-503	valve only for above	3-valve rough
	SS-PB50	remote pressure balancing mixing valve	used in conjunction with SS-503 valve
	312-3TO-___	trim only for above	
	SS-EXT70	extension kit for above	
	312-3.2-___	single handle pressure balancing valve system	
	SS-PB20	valve only for above	1/2" t/s pressure balanced valve
	312-3.2TO-___	trim only for above	
	SS-EXT30	extension kit for above	
	312-3.2TMP-___	single handle pressure balancing valve system	
	SS-PB80	valve only for above	1/2" t/s tempess pressure balanced valve with integral stops
	312-3.2TMPTO-___	trim only for above	
	SS-EXT85	extension kit for above	

Cambridge

CODE Z



porcelain lever

491 WORTMAN AVENUE
 SPRING CREEK, NY 11208
 T 718.257.2800
 F 718.257.2144
 INFO@WATERMARK-DESIGNS.COM
 WWW.WATERMARK-DESIGNS.COM









Gramercy312

	MODEL NO.	DESCRIPTION	NOTES
	312-3.4-___	thermostatic valve with built in control system	
	SS-THK5000	valve only for above	includes: SS-TH4000 and SS-TS100
	312-3.4TO-___	trim only for above	
	SS-EXT90	extension kit for above	
Wall Mounted Tub Sets			
	312-5-___	2 valve tub set	
	SS-506	valve only for above	2-valve rough
	312-5TO-___	trim only for above	
	SS-EXT60	extension kit for above	
	312-5.2-___	tub group with handshower	spt ctc 8"
Shower Sets			
	312-6-___	2 valve shower set	
	SS-506	valve only for above	2-valve rough
	SS-PB50	remote pressure balancing mixing valve	used in conjunction w/ SS-506 valve
	312-6TO-___	trim only for above	
SS-EXT60	extension kit for above		
	312-6.2-___	single handle pressure balancing valve system	
	SS-PB10	valve only for above	1/2" pressure balanced valve
	312-6.2TO-___	trim only for above	
	SS-EXT30	extension kit for above	
	312-6.2TMP-___	single handle pressure balancing valve system	
	SS-PB70	valve only for above	1/2" tempress pressure balanced valve with integral stops
	312-6.2TMPTO-___	trim only for above	
	SS-EXT80	extension kit for above	
	12-6.4-___	thermostatic valve with built in control system	
	SS-TH4000	valve only for above	3/4" thermostatic valve w/ control and integral stop
	12-6.4TO-___	trim only for above	
	SS-EXT50	extension kit for above	

	MODEL NO.	DESCRIPTION	NOTES
Shower Trimmings			
	312-THRMKT10-__	trim kit only for thermostatic valve	must order wall stops separately
	SS-TH3000	valve only for above	3/4" thermostatic valve w/ integral stops
	SS-EXT40	extension kit for above	
	312-THRMKT20-__	trim kit only for thermostatic valve with built in control	please specify 2 handles, may not be two lever handles
	SS-TH4000	valve only for above	3/4" thermostatic valve w/ control and integral stops
	SS-EXT50	extension kit for above	
	312-WTR-__	wall valve trim kit	
	SS-TS100	3/4" wall (tile) stop	
	SS-EXT10	extension kit for above	
	SS-TS200	1/2" wall (tile) stop	
	SS-WD4	3/4" wall 4 port diverter - 2 way	
	SS-WD5	3/4" wall 5 port diverter - 3 way	
	SS-EXT20	extension kit for above	
	SH-403	shower head	
	SS-403AF	shower arm/ flange	
	SH-S525-A	handshower	
	PB-6524-312-__	positioning (slide) bar	

491 WORTMAN AVENUE
 SPRING CREEK, NY 11208
 T 718.257.2800
 F 718.257.2144
 INFO@WATERMARK-DESIGNS.COM
 WWW.WATERMARK-DESIGNS.COM



Gramercy312

	MODEL NO.	DESCRIPTION	NOTES
	HSS-KIT267-312- —	positioning (slide) bar kit	includes: PB-6524-312, SH-S525-A, DS-4079, SW-8013, ELB-6001
	TBSPT-312	wall mount tub spout	spt oa 7"
Deck Mounted Tub Sets			
	312-8- —	roman tub set	spt ctc 9", oa 11", ht 3 1/2" quick connect spt
	312-8.1- —	roman tub set with diverter and handshower	
	312-8.2- —	tub group with handshower	spt ctc 6"
Bidet Fittings			
	312-4- —	4 hole bidet	
	312-4.1- —	single hole bidet	
Kitchen Fittings			
	50-7-Y	see kitchen fittings section, page 235	

	MODEL NO.	DESCRIPTION	NOTES
Bath Accessories			
	312-0.5	see bath accessories section, page 245	
Lighting Fixtures			
	L104-1	see lighting fixtures section, page 291	
Grab Bars			
	GB01-BOST1	see grab bars section, page 295	
Knobs/ Pulls			
	KB-122	see knobs/ pulls section, page 299	
Plumbing Trim - see plumbing trim section, page 303, for kits and additional items			
	312-0.11F-__	tank lever - front mount	
	312-0.11S-__	tank lever - side mount	

491 WORTMAN AVENUE
 SPRING CREEK, NY 11208
 T 718.257.2800
 F 718.257.2144
 INFO@WATERMARK-DESIGNS.COM
 WWW.WATERMARK-DESIGNS.COM

Gramercy312

	MODEL NO.	DESCRIPTION	NOTES
	MASWTR1-312- ____	1/2" compression x 3/8" od compression - angle stop	
	MASWTR2-312- ____	1/2" ips x 3/8" od compression - angle stop	
	MASWTR3-312- ____	1/2" ips x 1/2" od compression - angle stop	
	MSSWTR6-312- ____	1/2" compression x 3/8" od compression - straight stop	
	MSSWTR7-312- ____	1/2" ips x 3/8" od compression - straight stop	
	MSSWTR8-312- ____	1/2" ips x 1/2" od compression - straight stop	