

Grab Bars



491 WORTMAN AVENUE
SPRING CREEK, NY 11208
T 718.257.2800
F 718.257.2144
INFO@WATERMARK-DESIGNS.COM
WWW.WATERMARK-DESIGNS.COM

WATERMARK
DESIGNS

Grab Bars

	MODEL NO.	DESCRIPTION
	GB01	12" ctc
	GB02	16" ctc
	GB03	18" ctc
	GB04	24" ctc

Trims

BOSTI



TRANI



LOFTI



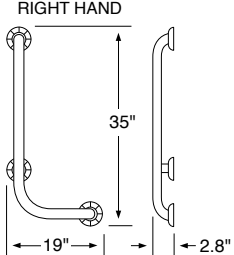
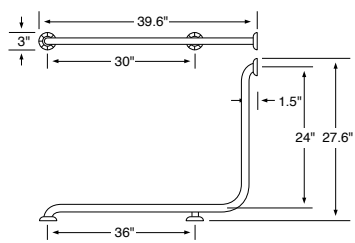
VENEI




	MODEL NO.	DESCRIPTION
	GB05	32" ctc
	GB06	36" ctc
	GB07	42" ctc
	GB08	48" ctc
	GB09	"L" left hand angle

491 WORTMAN AVENUE
 SPRING CREEK, NY 11208
 T 718.257.2800
 F 718.257.2144
 INFO@WATERMARK-DESIGNS.COM
 WWW.WATERMARK-DESIGNS.COM

Grab Bars

	MODEL NO.	DESCRIPTION
	GB10	"L" right hand angle
	GB11	corner grab bar

- Watermark grab bars have been tested to withstand loads mandated by the American with Disabilities Act (ADA) and ASTM F446 
- It is the responsibility of the professional installer to ensure that the mounting area is secure and that proper mounting hardware is used.
- How to order GB06 — TRAN1 — SN
- All Grab bars are 1 1/4" diameter