







# Dorchester320



491 WORTMAN AVENUE  
SPRING CREEK, NY 11208  
T 718.257.2800  
F 718.257.2144  
INFO@WATERMARK-DESIGNS.COM  
WWW.WATERMARK-DESIGNS.COM

**WATERMARK**  
DESIGNS

# Dorchester 320

	MODEL NO.	DESCRIPTION	NOTES
<b>Bath Lavatory Fittings</b>			
	320-2-N2	widespread	spt ctc 5 1/2", oa 6 1/2", ht 6"
	320-2-XN	widespread	spt ctc 5 1/2", oa 6 1/2", ht 6"
	320-2-W	widespread	spt ctc 5 1/2", oa 6 1/2", ht 6"
	320-2EX	extension for above spout	please specify height
	320-2.2-__	widespread - wall mounted	standard spt ctc 8 7/8", also available in 5 1/2" and 11". add \$40 to list. please specify.
	SS-THV2.2	valve only for above	
	320-2.2TO-__	trim only for above	
	SS-EXT60	extension kit for above	
<b>Tub &amp; Shower Fittings</b>			
	320-3-__	3 valve tub/ shower system	
	SS-503	valve only for above	3-valve rough
	SS-PB50	remote pressure balancing mixing valve	used in conjunction with SS-503 valve
	320-3TO-__	trim only for above	
	SS-EXT70	extension kit for above	

Optional  
Handle  
Trim  
Key

**Hudson**  
CODE N2



**Seine**

CODE N3



**Mississippi**

CODE N4



**Thames**




CODE N5




**Tigirs**

CODE W




	MODEL NO.	DESCRIPTION	NOTES
	320-3.2-___	single handle pressure balancing valve system	
	SS-PB20	valve only for above	1/2" t/s pressure balanced valve
	320-3.2TO-___	trim only for above	
	SS-EXT30	extension kit for above	
	320-3.2TMP-___	single handle pressure balancing valve system	
	SS-PB80	valve only for above	1/2" t/s tempress pressure balanced valve w/ integral stops
	320-3.2TMPTO-___	trim only for above	
	SS-EXT85	extension kit for above	
	320-3.4-___	thermostatic valve with built in control system	
	SS-THK5000	valve only for above	includes: SS-TH4000 and SS-TS100
	320-3.4TO-___	trim only for above	
	SS-EXT90	extension kit for above	

#### Wall Mounted Tub Sets

	320-5-___	2 valve tub set	
	SS-506	valve only for above	2-valve rough
	320-5TO-___	trim only for above	
	SS-EXT60	extension kit for above	

#### Shower Sets

	320-6-___	2 valve shower set	
	SS-506	valve only for above	2-valve rough
	SS-PB50	remote pressure balancing mixing valve	used in conjunction w/ SS-506 valve
	320-6TO-___	trim only for above	
	SS-EXT60	extension kit for above	

Yangtze

CODE XJ

clear crystal



Mackenzoe

CODE XM



Rhine

CODE XO



Amazon

CODE XK

frosted crystal



Volga

CODE XN



Nile







CODE XQ



491 WORTMAN AVENUE  
 SPRING CREEK, NY 11208  
 T 718.257.2800  
 F 718.257.2144  
 INFO@WATERMARK-DESIGNS.COM  
 WWW.WATERMARK-DESIGNS.COM

**WATERMARK**  
 DESIGNS







# Dorchester320

	MODEL NO.	DESCRIPTION	NOTES
	320-6.2-__	single handle pressure balancing valve system	
	SS-PB10	valve only for above	1/2" pressure balanced valve
	320-6.2TO-__	trim only for above	
	SS-EXT30	extension kit for above	
	320-6.2TMP-__	single handle pressure balancing valve system	
	SS-PB70	valve only for above	1/2" tempess pressure balanced valve w/ integral stops
	320-6.2TMPTO-__	trim only for above	
	SS-EXT80	extension kit for above	
	320-6.4-__	thermostatic valve with built in control system	
	SS-TH4000	valve only for above	3/4" thermostatic valve w/ control and integral stops
	320-6.4TO-__	trim only for above	
	SS-EXT50	extension kit for above	
<b>Shower Trimmings</b>			
	320-THRMKT10-__	trim kit only for thermostatic valve	must order wall stops separately
	SS-TH3000	valve only for above	3/4" thermostatic valve w/ integral stops
	SS-EXT40	extension kit for above	
	320-THRMKT20-__	trim kit only for thermostatic valve with built in control	please specify 2 handles, may not be two lever handles
	SS-TH4000	valve only for above	3/4" thermostatic valve w/ control and integral stops
	SS-EXT50	extension kit for above	
	320-WTR-__	wall valve trim kit	
	SS-TS100	3/4" wall (tile) stop	
	SS-EXT10	extension kit for above	
	SS-TS200	1/2" wall (tile) stop	
	SS-WD4	3/4" wall 4 port diverter - 2 way	
	SS-WD5	3/4" wall 5 port diverter - 3 way	
	SS-EXT20	extension kit for above	

	MODEL NO.	DESCRIPTION	NOTES
	SH-403	shower head	
	SS-403AF	shower arm/ flange	
	SH-S1000-A-2	handshower	
	SH-S1000-B-2	handshower	
	SH-S1000-C-2	handshower	
	PB-6524-320-__	positioning (slide) bar	
	HSS-KIT267-320-__	positioning (slide) bar kit	includes: PB-6524-320, SH-S1000-__-2, DS-4079, SW-8013, ELB-6001; please specify handshower

491 WORTMAN AVENUE  
 SPRING CREEK, NY 11208  
 T 718.257.2800  
 F 718.257.2144  
 INFO@WATERMARK-DESIGNS.COM  
 WWW.WATERMARK-DESIGNS.COM




# Dorchester<sup>320</sup>

	MODEL NO.	DESCRIPTION	NOTES
	TBSPT-320	wall mount tub spout	spt oa 6 1/4"
<b>Deck Mounted Tub Sets</b>			
	320-8-___	roman tub set	spt ctc 7 1/2", oa 9 1/2", ht 9"
	320-8.1-___	roman tub set with diverter and hand-shower	
<b>Bidet Fittings</b>			
	320-4-___	4 hole bidet	
	320-4.1-___	single hole bidet	
<b>Kitchen Fittings</b>			
	24-7-W	see kitchen fittings section, page 235	

	MODEL NO.	DESCRIPTION	NOTES
<b>Bath Accessories</b>			
	316-0.5	see bath accessories section, page 245	
<b>Lighting Fixtures</b>			
	L103-1	see lighting fixtures section, page 291	
	L100-1	see lighting fixtures section, page 291	
<b>Grab Bars</b>			
	GB01-LOFT1	see grab bars section, page 295	
	GB01-TRAN1	see grab bars section, page 295	
<b>Knobs/ Pulls</b>			
	KB-202	see knobs/ pulls section, page 299	

491 WORTMAN AVENUE  
 SPRING CREEK, NY 11208  
 T 718.257.2800  
 F 718.257.2144  
 INFO@WATERMARK-DESIGNS.COM  
 WWW.WATERMARK-DESIGNS.COM

# Dorchester320

	MODEL NO.	DESCRIPTION	NOTES
Plumbing Trim - see plumbing trim section, page 303, for kits and additional items			
	320-0.11F-__	tank lever - front mount	
	320-0.11S-__	tank lever - side mount	
	MASWTR1-320-__	1/2" compression x 3/8" od compression - angle stop	
	MASWTR2-320-__	1/2" ips x 3/8" od compression angle stop	
	MASWTR3-320-__	1/2" ips x 1/2" od compression angle stop	
	MSSWTR6-320-__	1/2" compression x 3/8" od compression - straight stop	
	MSSWTR7-320-__	1/2" ips x 3/8" od compression straight stop	
	MSSWTR8-320-__	1/2" ips x 1/2" od compression straight stop	

491 WORTMAN AVENUE  
SPRING CREEK, NY 11208  
T 718.257.2800  
F 718.257.2144  
INFO@WATERMARK-DESIGNS.COM  
WWW.WATERMARK-DESIGNS.COM

**WATERMARK**  
DESIGNS